



# CUTTING CORNERS

The Floormitre exclusive to Quantum Flooring is designed to make the fitting of vinyl in corners easier, quicker and smoother.

This flexible internal cove is unique allowing the perfect uniform finish every time with a patent pending design.

- » Reduce fitting times
- » Eliminate creases & kinks
- » Promote uniformity
- » Minimise bacteria build up

## Call



0161 627 4222

## Email

[info@quantumflooring.co.uk](mailto:info@quantumflooring.co.uk)

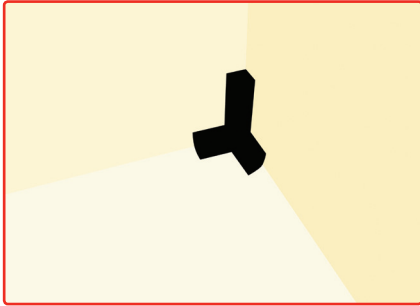
## Visit

[quantumflooring.co.uk](http://quantumflooring.co.uk)




**Q**UANTUM  
FLOORINGSOLUTIONS

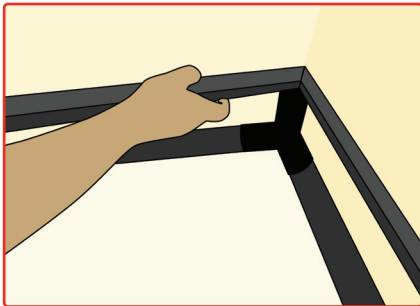
## Floormitre Fitting Instructions



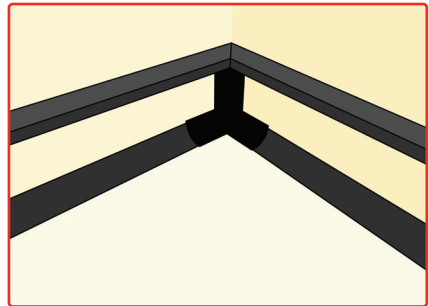
- 1 Install the preformed seamless internal 'Floormitre'.



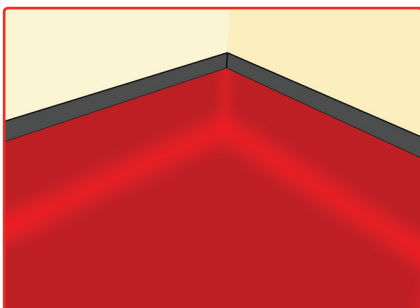
- 2 Install Quantum Floorings' cove former to meet 'Floormitre'.



- 3 Install Quantum Floorings' Capping Strip or Diminishing Strip overlapping the 'Floormitre' at the internal point.



- 4 Prepared internal ready for the installation of vinyl.



- 5 Complete vinyl internal mitre with a smooth radius and supported internal corner.

**Note:** the preformed seamless 'Floormitre' can be used with Quantum capping or diminishing strip at either 100mm or 150mm construction industry standard heights.

### Technical Data

The product is hazard free, contains no water or solvents. For the full Technical Datasheet go to the Cutting Corners website [www.cuttingcorners.org.uk](http://www.cuttingcorners.org.uk).

### Cleaning

Wipe with damp cloth and mild detergent solution. Do not use solvents.